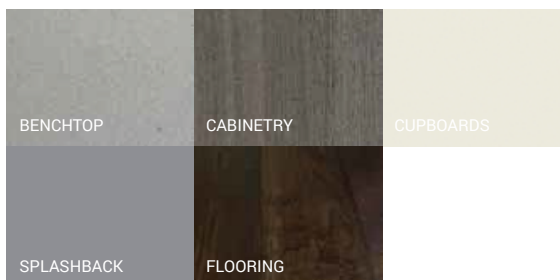


PALOMA


BATH



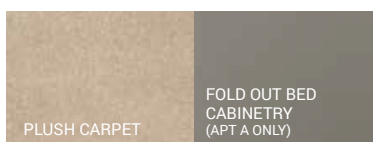
KITCHEN



LAUNDRY




BEDROOM




LATTE


BATH




KITCHEN



LAUNDRY




BEDROOM




ORIANA


BATH



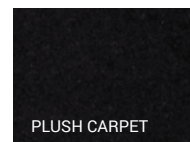
KITCHEN



LAUNDRY



BEDROOM



SANITARY WARE



1. RAIL SHOWER 2. WALL MIXER 3. BASIN MIXER 4. KITCHEN MIXER 5. DESIGNER ACCESSORIES
 6. DESIGNER ACCESSORIES 7. KITCHEN SINK 8. WC SUITE 9. SEMI RECESSED BASIN